



### District Report Card: 2017


<b>State:</b> Meghalaya	<b>District:</b> East Garo Hills
<b>Class:</b> 3	<b>Subject:</b> Language
<b>Schools:</b> 59	<b>Students:</b> 671


### Participation/Coverage


#### Students

<div>GENDER</div> <div></div>	Boys		Girls	
	Number	%	Number	%
	336	50.07	335	49.93

<div>AREA</div> <div></div>	Rural		Urban	
	Number	%	Number	%
	477	71.09	194	28.91

<div>CATEGORY</div> <div></div>	SC		ST		OBC		GEN	
	Number	%	Number	%	Number	%	Number	%
	9	1.34	634	94.49	5	0.75	23	3.43

<div>CWSN</div> <div></div>	LD	VI	HI	S&LD	ID	Oth
	0	0	0	0	2	6

<div>Management</div> <div></div>	Government		Government-aided	
	Number	%	Number	%
	350	52.16	321	47.84

### Average Performance of Students in Language (%)

Overall	Gender		Area		Management		Social Group			
	Male	Female	Rural	Urban	Govt.	Aided	SC	ST	OBC	GEN
50.05	49.31	50.81	51.54	46.39	52.72	47.14	47.41	50.01	56.00	51.01

## Performance on Learning Outcomes (LOs)

Learning Outcomes	Description	Average Performance(%)
L304	Reads small texts with comprehension i.e., identifies main ideas, details, sequence and draws conclusions	51.55
L312	Reads printed scripts on the classroom walls: poems, posters, charts etc.	47.06

Range of Performance of Students who Answered Correctly							
Below 30%		30% - 50%		50% - 75%		Above 75%	
Number	%	Number	%	Number	%	Number	%
121	18.03	235	35.02	236	35.17	79	11.77

### Lowest Performing Learning Outcomes (LOs)

1 - Reads printed scripts on the classroom walls: poems, posters, charts etc. (47.06)

2 - Reads small texts with comprehension i.e., identifies main ideas, details, sequence and draws conclusions (51.55)